


Package Contents



airCube ISP Access Point

Hardware Overview





1

24V PoE In Port

This Gigabit Ethernet port is available to connect a 10/100/1000 Mbps device to the internet. It also accepts 24V PoE input and can be used to power the airCube.

2

Ports 2-3

These Gigabit Ethernet ports are available to connect 10/100/1000 Mbps devices to the internet.

3

WAN Port

This Gigabit Ethernet port connects to and powers a 24V PoE airMAX device.

4

Power Port

The Power Port can be used to power the airCube. This requires a 5V power adapter with a Micro-USB connector (not included).

5

LED

The LED lights up when the airCube is powered on.

6

Reset Button

Resets to factory defaults. The device should be running after bootup is complete. Press and hold the Reset button for about 10 seconds until the LED starts flashing and then becomes solidly lit. After a few seconds, the LED will turn off, and the device will automatically reboot.

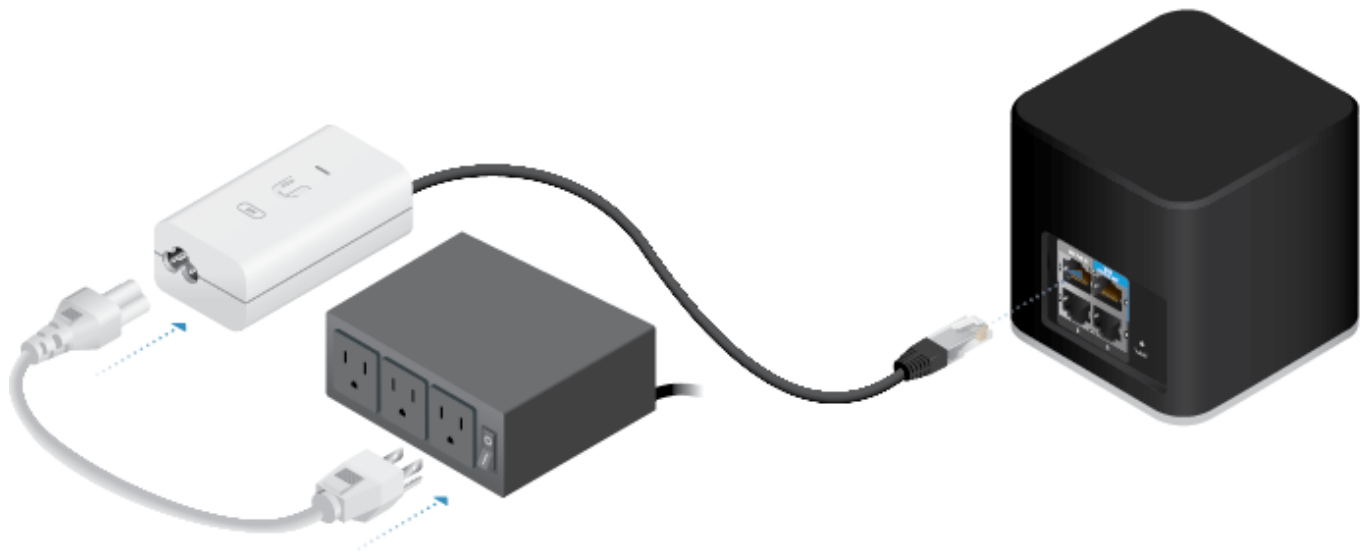
Hardware Installation



- 1.
- 2.



OR



UNMS App

The airCube can be installed and configured using the UNMS™ (Ubiquiti® Network Management System) app on your mobile phone or tablet.

1. Download and install the UNMS app.
2. Launch the app and follow the on-screen instructions.



Web UI Configuration

To configure the airCube using a web interface:

1. Launch your web browser and go to: <https://192.168.1.1>

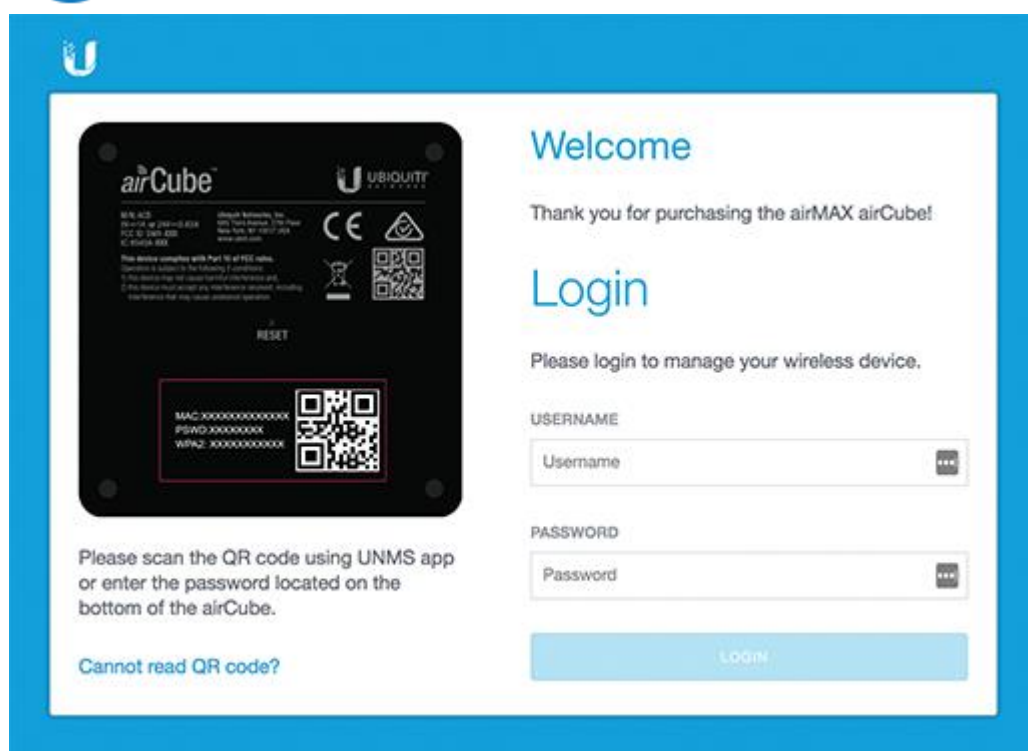


NOTE: The device used to configure the airCube must be on the same network as the airCube itself.

2. Enter ubnt for the Username, and type in the QR code password for the Password. Then click Login.



NOTE: The QR code password can be found on the bottom of the airCube. It is labeled PSWD.



3. Follow the on-screen instructions.

Specifications

| ACB-ISP | |
|------------|---|
| Dimensions | 87.80 x 89.50 x 89.25 mm (3.46 x 3.52 x 3.51") |
| Weight | 280 g (9.88 oz) |

| ACB-ISP | |
|-------------------------|--|
| Management Interface | Wi-Fi / Ethernet |
| Networking Interface | 10/100 Fast Ethernet Ports |
| LED | Status |
| Operating Frequency | 2.4 GHz |
| Antenna Gain | 4 dBi |
| Max. Speeds | 300 Mbps |
| Max. Power Consumption | 5W |
| Max. TX Power | 20 dBm |
| Power Supply | 5V |
| Power Method | Micro-USB Adapter (Not Included) or PoE 24V In on LAN Port 1 |
| PoE Out | Controllable 24V PoE Out (4, 5+, 7, 8-) on WAN Port |
| Supported Power Voltage | 4.95-5.05V |
| Operating Temperature | -10 to 50° C (-14 to 122° F) |
| Operating Humidity | 5 to 95% Noncondensing |
| ESD/EMP Protection | ± 24 kV RJ45 Interface |
| Certifications | CE, FCC, IC |

Safety Notices

1. Read, follow, and keep these instructions.
2. Heed all warnings.
3. Only use attachments/accessories specified by the manufacturer.



WARNING: Do not use this product in location that can be submerged by water.



WARNING: Avoid using this product during an electrical storm. There may be a remote risk of electric shock from lightning.

Electrical Safety Information

1. Compliance is required with respect to voltage, frequency, and current requirements indicated on the manufacturer's label. Connection to a different power source than those specified may result in improper operation, damage to the equipment or pose a fire hazard if the limitations are not followed.

2. There are no operator serviceable parts inside this equipment. Service should be provided only by a qualified service technician.
3. This equipment is provided with a detachable power cord which has an integral safety ground wire intended for connection to a grounded safety outlet.
 1. Do not substitute the power cord with one that is not the provided approved type. Never use an adapter plug to connect to a 2-wire outlet as this will defeat the continuity of the grounding wire.
 2. The equipment requires the use of the ground wire as a part of the safety certification, modification or misuse can provide a shock hazard that can result in serious injury or death.
 3. Contact a qualified electrician or the manufacturer if there are questions about the installation prior to connecting the equipment.
 4. Protective earthing is provided by Listed AC adapter. Building installation shall provide appropriate short-circuit backup protection.
 5. Protective bonding must be installed in accordance with local national wiring rules and regulations.

Limited Warranty

ui.com/support/warranty

The limited warranty requires the use of arbitration to resolve disputes on an individual basis, and, where applicable, specify arbitration instead of jury trials or class actions.

Compliance

FCC

Changes or modifications not expressly approved by the party responsible for compliance could void the user's authority to operate the equipment.

This device complies with Part 15 of the FCC Rules. Operation is subject to the following two conditions.

1. This device may not cause harmful interference, and
2. This device must accept any interference received, including interference that may cause undesired operation.

This equipment has been tested and found to comply with the limits for a Class B digital device, pursuant to Part 15 of the FCC Rules. These limits are designed to provide reasonable protection against harmful interference in a residential installation. This equipment generates, uses, and can radiate radio frequency energy and, if not installed and used in accordance with the instructions, may cause harmful interference to radio communications. However, there is no guarantee that interference will not occur in a particular installation. If this equipment does cause harmful interference to radio or television reception, which can be determined by turning the equipment off and on, the user is encouraged to try to correct the interference by one or more of the following measures:

- Reorient or relocate the receiving antenna.
- Increase the separation between the equipment and receiver.
- Connect the equipment into an outlet on a circuit different from that to which the receiver is connected.
- Consult the dealer or an experienced radio/TV technician for help.

The device has been approved by the FCC under FCC ID: SWX-ACBISP.

ISED Canada

CAN ICES-3(B)/NMB-3(B)

This device complies with ISED Canada licence-exempt RSS standard(s). Operation is subject to the following two conditions:

1. This device may not cause interference, and

2. This device must accept any interference, including interference that may cause undesired operation of the device.

The device has been approved by ISED Canada under IC: 6545A-ACBISP.

CAN ICES-3(B)/NMB-3(B)

Le présent appareil est conforme aux CNR d'ISDE Canada applicables aux appareils radio exempts de licence.

L'exploitation est autorisée aux deux conditions suivantes :

1. l'appareil ne doit pas produire de brouillage;
2. l'appareil doit accepter tout brouillage radioélectrique subi, même si le brouillage est susceptible d'en compromettre le fonctionnement.

L'appareil ont été approuvés par ISDE Canada en vertu IC: 6545A-ACBISP.

IMPORTANT NOTE:

Radiation Exposure Statement:

- This equipment complies with radiation exposure limits set forth for an uncontrolled environment.
- This equipment should be installed and operated with minimum distance 20 cm between the radiator and your body.
- This transmitter must not be co-located or operating in conjunction with any other antenna or transmitter.

AVIS IMPORTANT :

Déclaration sur l'exposition aux rayonnements :

- Cet équipement est conforme aux limites prévues pour l'exposition aux rayonnements dans un environnement non contrôlé.
- Lors de l'installation et de la mise en fonctionnement de l'équipement, assurez-vous qu'il y ait une distance minimale de 20 cm entre l'élément rayonnant et vous.
- Cet émetteur ne doit être installé à proximité d'aucune autre antenne ni d'aucun autre émetteur, et ne doit être utilisé conjointement à aucun autre de ces appareils.

Australia and New Zealand



Brazil



Nota: Este equipamento não tem direito à proteção contra interferência prejudicial e não pode causar interferência em sistemas devidamente autorizados.

CE Marking

CE marking on this product represents the product is in compliance with all directives that are applicable to it.



Country List

| | | | | | | | | | | | | | |
|----|----|----|----|----|----|----|----|----|----|----|----|----|----|
| AT | BE | BG | CY | CZ | DE | DK | EE | EL | ES | FI | FR | HR | HU |
| IE | IT | LV | LT | LU | MT | NL | PL | PT | RO | SE | SI | SK | UK |

BFWA (Broadband Fixed Wireless Access) members noted in blue



Note: This device meets Max. TX power limit per ETSI regulations.

The following apply to products that operate in the 5 GHz frequency range:



Note: This device is restricted to indoor use only when operating in the 5150 - 5350 MHz frequency range within all member states.



Note: All countries listed may operate at 30 dBm. BFWA member states may operate at 36 dBm.



Note: Operation in the 5.8 GHz frequency band is prohibited in BFWA member states. Other countries listed may use the 5.8 GHz frequency band.

WEEE Compliance Statement

Declaration of Conformity

Online Resources

